



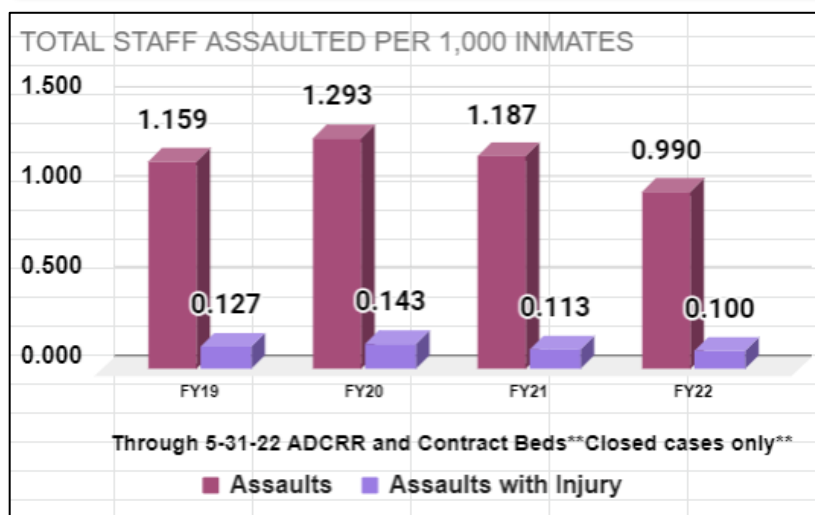
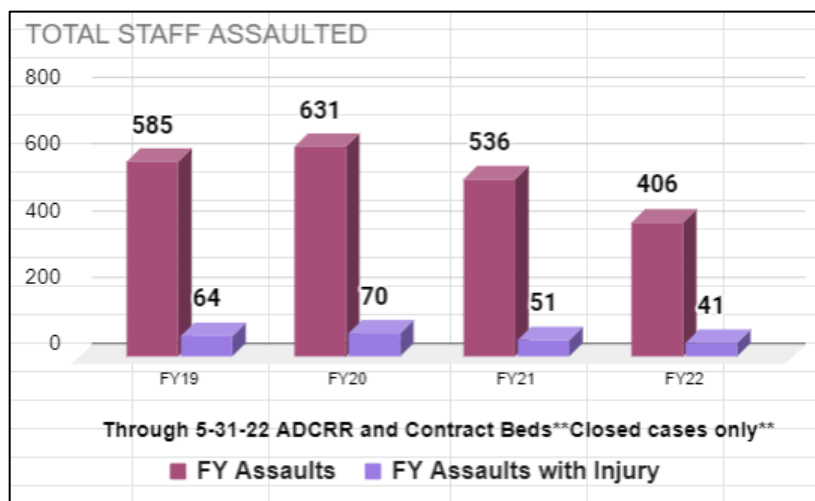
ARIZONA DEPARTMENT OF CORRECTIONS, REHABILITATION AND REENTRY

Inmate Assault, Self-Harm, & Mortality Data

FY 2022 as of 5/31/2022

TOTAL STAFF ASSAULTED – WITH INJURY				
Case Type	FY19	FY20	FY21	FY22*
Closed Cases	585	631	537	406
Pending Decision	0	0	0	29
Totals	585	631	537	435

*FY 2022 as of 5/31/2022



*FY 2022 as of 5/31/2022

**Contract Beds represent the lowest custody level (minimum) and two medium security units.

INMATE ON STAFF ASSAULTS CASE SUBMISSION AND DISPOSITION

FISCAL YEAR	FY19		FY20		FY21		FY22		TOTAL	TOTAL PERCENT
Submitted for Prosecution	64		90		61		85		300	
Convictions	51	79.7%	47	52.2%	34	55.7%	5	5.9%	137	45.7%
Indicted - Pending Disposition	4	6.3%	29	32.2%	15	24.6%	48	56.5%	96	32.0%
Declined/Dismissed	8	12.5%	14	15.6%	5	8.2%	7	8.2%	34	11.3%
Pending CA Decision	1	1.6%	0	0.0%	7	11.5%	25	29.4%	33	11.0%
TOTAL	64	100.0%	90	100.0%	61	100.0%	85	100.0%	300	100.0%

*FY 2022 as of 5/31/2022

Includes ADCRR and Contract Beds

CA – County Attorney

Of the 137 convictions since FY 2019, 85 (62%) resulted in sentences to be served consecutively; and 36 (26%) resulted in sentences to be served concurrently; and 16 (12%) convictions not yet sentenced.

INMATE DISCIPLINARY ACTIONS RESULTING FROM STAFF ASSAULT

Fiscal Year	Disciplinary	Serious Incident Report (SIR)	Disciplinary per SIR
FY19	585	728	0.80
FY20	631	777	0.81
FY21	537	589	0.91
FY22	406	485	0.84
	2,159	2,579	

*FY 2022 as of 5/31/2022; does not include cases that are pending

Includes ADCRR and Contract Beds

INMATE ON INMATE ASSAULTS AND FIGHTS

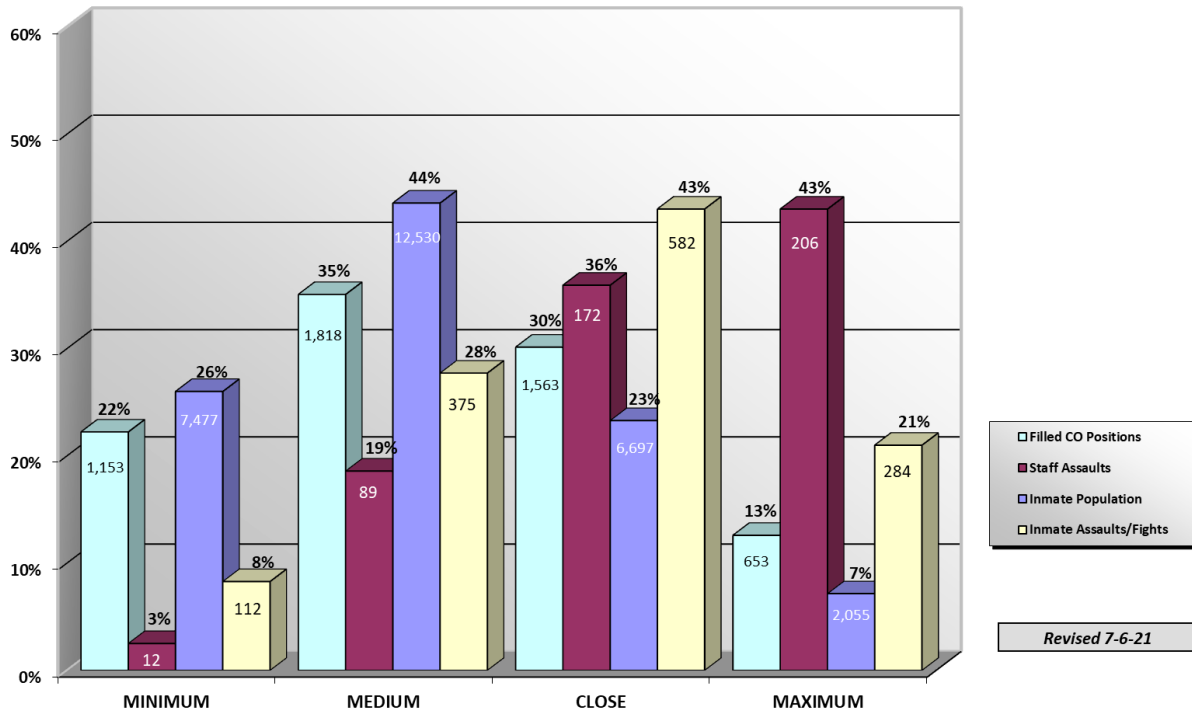
	FY19	FY20	FY21	FY22*
ADCRR	1,982	1,884	1,353	1,089
**Contract Beds	233	200	127	103
Totals	2,215	2,084	1,480	1,192

*FY 2022 as of 5/31/2022

**Contract Beds represent the lowest custody level (minimum) and two medium security units.

Population and Assault-Fight Comparison

FY 2021



"Filled CO Positions" refers to ADCRR staff only; this graph excludes Contract Beds.

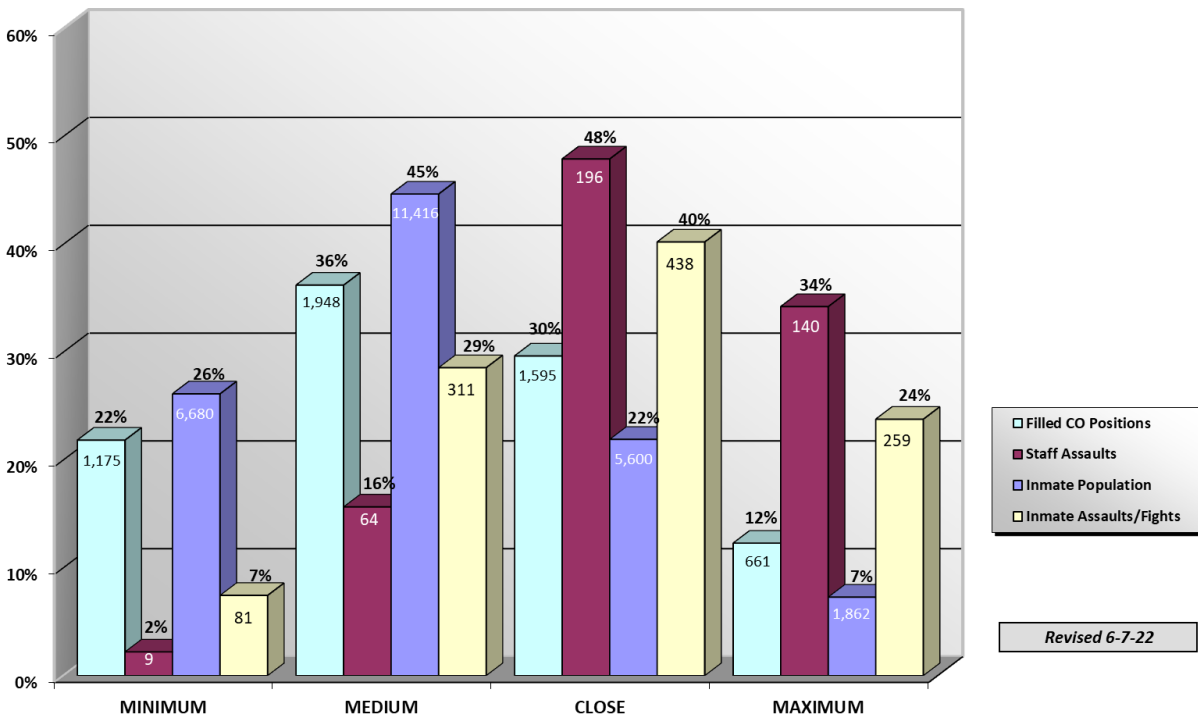
*Total reported before discipline process is completed.

Revised 7-6-21

Population and Assault-Fight Comparison

FY 2022

(through 5-31-22)



"Filled CO Positions" refers to ADCRR staff only; this graph excludes Contract Beds.

*Total reported before discipline process is completed.

Revised 6-7-22

INMATE SELF-INJURIOUS BEHAVIOR AND SUICIDE ATTEMPTS

Because not all acts of inmate self-harm are suicide attempts, the Arizona Department of Corrections, Rehabilitation and Reentry (ADCRR) has adopted a new method of counting acts of inmate self-harm as of July 2018. This would include any level of lethality (superficial, moderate, serious, etc.) Based on a review by medical/mental health staff, these incidents will now be categorized as one of the following, based on the definitions below:

- Self-Injurious Behavior - Any act of self-harm without the intention to end one's life.
- Suicide Attempt - Any act of self-harm with the intention to end one's life.

This distinction will allow ADC to better understand these incidents and continue to refine prevention techniques. The table below displays the new content and format for this information moving forward.

	Self-Injurious Behavior						Suicide Attempt						Unknown	Suicide	TOTALS
	C	O/I	B	H/S	M	Total	C	O/I	B	H/S	M	Total			
FY19	1315	336	623	122	18	2414	51	48	7	61	5	172	0	7	2593
FY20	1257	313	668	148	13	2399	20	25	9	34	3	91	0	6	2496
FY21	850	239	484	98	13	1684	15	6	2	29	0	52	0	10	1746
FY22*															
Jul-21	68	51	20	13	2	154	0	0	0	0	0	0	0	0	154
Aug-21	93	6	24	2	1	126	0	0	0	2	0	2	0	1	129
Sep-21	41	9	21	1	6	78	1	0	0	6	0	7	0	1	86
Oct-21	60	13	24	5	3	105	0	2	0	5	1	8	0	0	113
Nov-21	41	14	18	2	0	75	2	1	0	6	0	9	0	0	84
Dec-21	41	10	31	10	0	92	4	1	0	5	0	10	0	1	103
Jan-22	47	13	30	6	0	96	1	3	0	3	0	7	0	2	105
Feb-22	41	20	27	7	0	95	0	0	0	4	0	4	0	1	100
Mar-22	53	25	44	2	0	124	4	2	0	2	0	8	0	2	134
Apr-22	69	20	52	2	1	144	2	2	0	5	0	9	0	1	154
May-22	38	16	47	8	0	109	1	0	0	2	0	3	0	1	113
TOTALS	592	197	338	58	13	1198	15	11	0	40	1	67	0	10	1275

*FY 2022 Data collected as of 5/31/2022

Includes ADCRR and Contract Beds

C - Cutting/Burning/Biting: Inflicting cuts, burns, or bites to the skin surface.

O/I - Overdose/Ingestion/Insertion: Ingesting, inserting of substances (drugs/medications/non-edible items, etc.) or foreign bodies.

B - Blunt Force: Hitting self, head banging, kicking, jumping, etc.

H/S - Hanging/Strangulation: Restricting/blocking, or limiting the breathing function/ability.

M - Miscellaneous: Other methods not otherwise captured in the above definitions.

INMATE DEATHS BY YEAR AND CAUSE

TYPE	FY 19	FY 20	FY 21	FY 22*	Total
Natural Causes	93	128	134	113	468
Suicide	7	6	10	8	31
Accidental	17	8	7	16	48
Homicide	2	3	2	1	8
TOTAL	119	145	153	138	555
ADP	42,074	42,105	37,780	**33,531	

*FY 2022 as of 5/31/2022

Includes ADCRR and Contract Beds

** Actual inmate population as of 5/31/2022 ADP – Average Daily Population (for Fiscal Year)

Cause of death figures are subject to change based on official medical examiner reports, which may be issued in a subsequent month