

FEBRUARY 2024

INMATE PROGRAMS

ADCRR assesses recidivism risk and programming needs during intake. Assessment results, along with sentence structure are used to prioritize inmate programmatic goals and placement.

These figures represent a snapshot in time and do not include inmates who have already completed the programs.

Program Enrollment	Sub-Total	TOTAL
ADCRR Education		4,232
Functional Literacy	1,543	
High School Equivalency	1,350	
Special Education	62	
Career & Technical Education	1,277	
Tablet Based College		538
Addiction Treatment *		434
Sex Offender Treatment		148
Self-Improvement		2,547
Work Programs		17,942
Arizona Correctional Industries		
· Labor Contracts	784	
· Owned & Operated	571	
Intergovernmental Agreements	1,210	
Work Incentive Pay Program	15,377	
Total Program Enrollments **		25,841

**82.8% of inmates assessed at intake have significant substance abuse histories. **Inmates may be enrolled in more than one program.*

INMATE COMMUNITY RESTITUTION

AZ COMMUNITY PROJECTS	This Month	FY YTD
Fire Crew Hours	8,629	140,710
Public Sector Work Crew Hours	79,080	682,390
ADOT Crews Hours	8,650	83,601

AZ CRIME VICTIMS

Court Ordered Restitution Collected	\$136,866	\$1,120,832
Victims' Compensation Collected	\$10,624	\$93,283
Victim Notifications of Release	56	673

INMATE HEALTH SERVICES

Hospital Admissions.....	190
Inmates With: HIV...290 Active TB...0 Hepatitis C...6,004	
Inmates Requiring Ongoing Mental Health Services.....	4,621

INMATE CONDUCT / INMATE GRIEVANCES

Inmate / Inmate Assaults.....47	Inmate Grievances.....	540
Inmate / Staff Assault.....8 - (34 Pending decision)		
Assaults per 1000 Inmates.....0.231 - (Closed cases only)		

FEBRUARY 2024

INMATE COMMITMENT OFFENSES

OFFENSE	US Citizens	Crim. Aliens	TOTAL	%
Arson	154	9	163	0.5%
Assault	4,712	181	4,893	14.1%
Auto Theft	1,702	31	1,733	5.0%
Burglary/Criminal Trespass	1,504	39	1,543	4.5%
Child/Adult Abuse	279	17	296	0.9%
Child Molestation	1,110	260	1,370	4.0%
Criminal Damage	118	7	125	0.4%
Domestic Violence	142	1	143	0.4%
Drug Possession	1,757	26	1,783	5.1%
<i>Marijuana Only</i>	8	1	9	0.0%
Drug Sales/Trafficking	3,723	601	4,324	12.5%
DUI	1,003	82	1,085	3.1%
Escape	91	2	93	0.3%
Forgery	145	5	150	0.4%
Fraud	140	3	143	0.4%
Identity Theft	200	5	205	0.6%
Kidnapping	985	147	1,132	3.3%
Manslaughter/Neg. Homicide	863	56	919	2.7%
Murder	3,076	341	3,417	9.9%
Other	1,461	45	1,506	4.3%
Rape/Sexual Assault	490	67	557	1.6%
Robbery	2,765	114	2,879	8.3%
Sex Offense	2,894	339	3,233	9.3%
Theft	541	5	546	1.6%
Trafficking in Stolen Property	308	6	314	0.9%
Weapons Offense	2,052	38	2,090	6.0%
TOTAL	32,223	2,428	34,651	100.0%
%	93.0%	7.0%		100.0%

INMATE CRIMINAL HISTORY

	US Citizens	Crim. Aliens	TOTAL	%
Violent Offenders *	23,249	1,647	24,896	71.8%
· <i>Current</i>	19,810	1,598	21,408	61.8%
· <i>Historical</i>	3,439	49	3,488	10.1%
Non-Violent Offenders	8,974	781	9,755	28.2%
TOTAL	32,223	2,428	34,651	100.0%

* Total Violent Offenders; includes offenders of a non-violent statute who have used a weapon or caused an injury

	US Citizens	Crim. Aliens	TOTAL	%
Prior ADCRR Prison Term	16,790	368	17,158	49.5%
First ADCRR Prison Term	15,433	2,060	17,493	50.5%
TOTAL	32,223	2,428	34,651	100.0%

The Arizona Department of Corrections Rehabilitation and Reentry

Ryan Thornell, Ph.D.
Director

CORRECTIONS AT A GLANCE



FEBRUARY 2024

This report contains preliminary statistics as of the end of the month. Changes/updates will be posted on the ADCRR website. Please refer to the online reports for the most current data.

For further information, contact:
Arizona Department of Corrections
Rehabilitation and Reentry
701 East Jefferson Street
Phoenix, Arizona 85034
602-542-5497
<https://corrections.az.gov>

This document is available in alternative formats by contacting the Public Records office: 602-542-5886

ADCRR CENSUS

*OP CAP: Operating Capacity Beds = Rated Beds + Temporary Beds

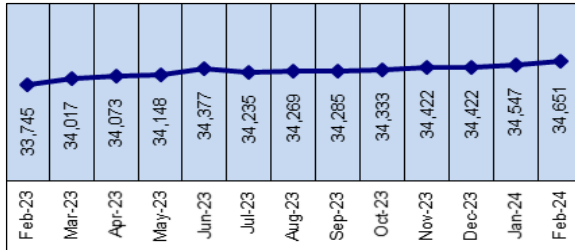
FACILITY	RATED	TEMP	OP CAP*	POP
MALE - STATE				
ASPC-Douglas	1,805	140	1,945	1,480
ASPC-Eyman	4,493	2,211	6,704	3,656
ASPC-Phoenix	552	213	765	593
ASPC-Lewis	5,093	879	5,972	3,896
ASPC-Safford	1,703	160	1,863	1,738
ASPC-Tucson	4,540	582	5,122	4,778
ASPC-Winslow	1,626	0	1,626	882
ASPC-Yuma	4,350	340	4,690	4,733
STATE TOTAL	24,162	4,525	28,687	21,756
PRIVATE TOTAL	10,606	562	11,168	9,678
MALE - TOTAL	34,768	5,087	39,855	31,434
FEMALE - STATE				
ASPC-Douglas	100	0	100	0
ASPC-Lewis	11	0	11	1
ASPC-Perryville	4,214	129	4,343	3,216
FEMALE -TOTAL	4,325	129	4,454	3,217
PRISON TOTAL	39,093	5,216	44,309	34,651
COMMUNITY SUPERVISION OFFENDERS				5,294
ADCRR TOTAL				39,945

INMATE BED CAPACITY & POPULATION DETAIL

CATEGORY	MALE	FEMALE	TOTAL
Operating Capacity Beds	39,855	4,454	44,309
Inmate Population	31,434	3,217	34,651
Temporary Beds	5,087	129	5,216
Actual Bed Surplus / (Deficit)	3,334	1,108	4,442
Month's Admissions	1,070	200	1,270
Month's Releases	993	173	1,166
Month's Growth	77	27	104

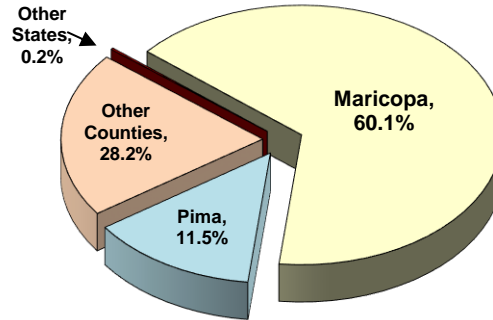
(*Releasees Served an Average of 32 months)

MONTHLY POPULATION CHANGE

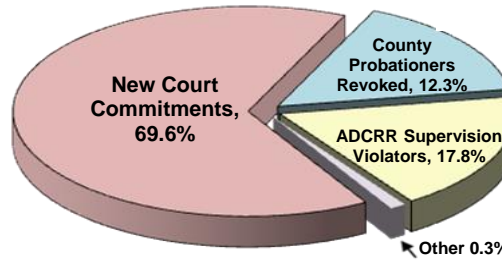


Snap-shot of Population on Last Day of Each Month

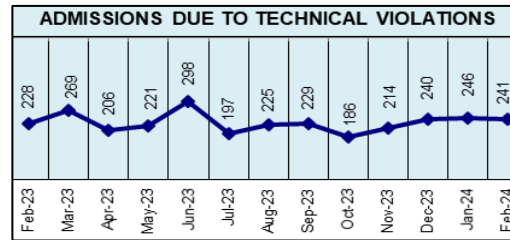
COMMITTED POPULATION BY COUNTY OF CONVICTION



ADCRR HAS ADMITTED 9,978 INMATES FY 2024 YEAR TO DATE



ADCRR HAS RELEASED 9,704 INMATES FY 2024 YEAR TO DATE



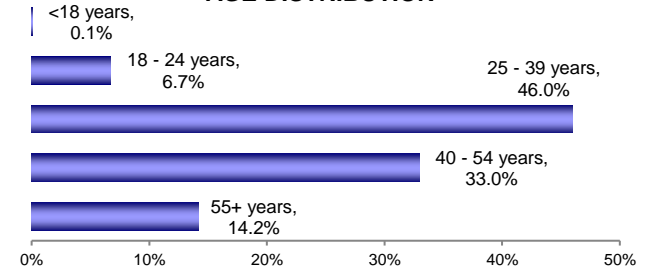
SPECIAL POPULATION GROUPS

SENTENCE TYPE	MALE	FEMALE	TOTAL
Death Row	108	3	111
Minors	34	1	35
Veterans	1,523	22	1,545

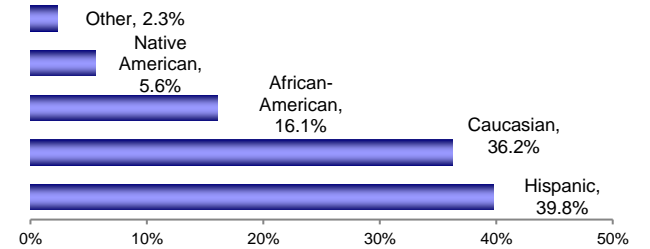
CITIZENSHIP / GENDER DISTRIBUTION

	MALE	FEMALE	TOTAL	%
US Citizens	29,069	3,154	32,223	93.0%
Crim Aliens	2,365	63	2,428	7.0%
TOTAL	31,434	3,217	34,651	100.0%
%	90.7%	9.3%		100.0%

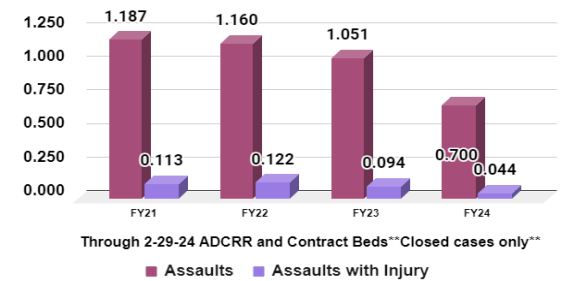
AGE DISTRIBUTION



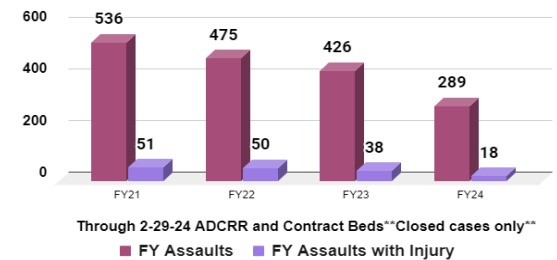
ETHNIC DISTRIBUTION



TOTAL STAFF ASSAULTED PER 1000 INMATES



TOTAL STAFF ASSAULTED



ADCRR CONSTITUENT CONTACTS

1,518

ADCRR PERSONNEL ON MILITARY LEAVE

63

ADCRR PERSONNEL ON MILITARY STANDBY

20